

The
ULTIMATE
Number
Recognition
Bundle!

Perfect resource for helping your student understand the concepts on the Acadience Math testing!

TERMS OF USE

Thank you for your purchase/download! I'm so happy you found my Teachers Pay Teachers store! By downloading/purchasing, you agree that the contents are the property of This Kinder Life and are licensed for your personal and classroom use.

DO's:

- Use this resource in your classroom to enhance your learning!
- Reference this or any other resources you have found on my store, or social media ONLY if credit is given to myself as the author and a link to my TPT store is shared.

DO NOT:

- Claim this work as your own in any way, shape, or form.
- Sell/post links to download resources from my store created by me.
- Distribute or share copies (via digital or hard copy) to fellow teacher friends. This is strictly prohibited and is a violation of the Terms of Use.

Copyright info:
see final page.

Happy Teaching!

If you have any questions or concerns, please email me at:
thiskinderlife@gmail.com



Mrs. C @This Kinder Life

Number Recognition Practice!

How To Use:

I have found success in meeting with students one-on-one to practice this skill. I display one sheet at time and ask them to do the prompt.

Beginning Quantity Discrimination:

Low:

-Show the first sheet to your student. Point to the first domino. Ask the student which side has the most dots. They might point to it, and then ask them how many dots was on that side. After they have identified 2-4 dominoes, then time them on that sheet.

Mid:

-Show the first sheet to your student. Point to the first domino. Ask the student which side has the most dots. They might point to it, and then ask them how many dots was on that side. After they have identified 2-4 dominoes, then time them on the next sheet.

High:

-Show the first sheet to your student. Point to the first domino. Ask the student which side has the most dots. They might point to it, and then ask them how many dots was on that side. After they have identified 2 dominoes, then time them on the next sheet.

Number Recognition Practice!

How To Use:

I have found success in meeting with students one-on-one to practice this skill. I display one sheet at time and ask them to do the prompt.

Next Number Fluency:

Low:

-Say the first number on the page ask them to tell you the number that comes after it. If needed, practice the first row together. Keep the "Hundred's Chart" out for the first few times of practicing this concept. Time the student for 1 minute after practicing the first two rows.

Mid:

-Say the first number on the page ask them to tell you the number that comes after it. If needed, practice the first row together. When introducing this concept, keep the "Hundred's Chart" out for the student to reference. Time the student for 1 minute after practicing the first row.

High:

-Say the first number on the page, ask the student to tell you the number that comes after it. If needed, keep the "Hundred's Chart" out for the first few numbers, but then remove it to give them an extra challenge. Time the student for 1 minute.

Number Recognition Practice!

How To Use:

I have found success in meeting with students one-on-one to practice this skill. I display one sheet at time and ask them to do the prompt.

Number Identification Fluency:

Low:

-Show them the page and ask them to say the name of the number that I point to. Have the regular "Hundreds Chart" out for them to use as a reference. Go over each number once, and then time them for a minute after they have practiced it. Remove the "Hundred's Chart" when timing. Time the student for 1 minute after practicing the first two rows.

Mid:

-Show them the page and ask them to say the name of the number that I point to. Keep the regular "Hundred's Chart" out for them to have as a reference, but remove it halfway through the practice. Time the student for one minute after they have done one page correctly. If they finish the page in one minute, show them the next page.

High:

-Show them the page and ask them to say the name of the numbers on the first row. After they have done it with majority accurate, time them for one minute. If they finish the page in one minute, show them the next page.

Hundred's Chart

1	2	3	4	5	6	7	8	9	10
11	12	13	14	15	16	17	18	19	20
21	22	23	24	25	26	27	28	29	30
31	32	33	34	35	36	37	38	39	40
41	42	43	44	45	46	47	48	49	50
51	52	53	54	55	56	57	58	59	60
61	62	63	64	65	66	67	68	69	70
71	72	73	74	75	76	77	78	79	80
81	82	83	84	85	86	87	88	89	90
91	92	93	94	95	96	97	98	99	100

Hundred's Chart

1	2	3	4	5	6	7	8	9	10
11	12	13	14	15	16	17	18	19	20
21	22	23	24	25	26	27	28	29	30
31	32	33	34	35	36	37	38	39	40
41	42	43	44	45	46	47	48	49	50
51	52	53	54	55	56	57	58	59	60
61	62	63	64	65	66	67	68	69	70
71	72	73	74	75	76	77	78	79	80
81	82	83	84	85	86	87	88	89	90
91	92	93	94	95	96	97	98	99	100

Hundred's Chart

1	2	3	4	5	6	7	8	9	10
11	12	13	14	15	16	17	18	19	20
21	22	23	24	25	26	27	28	29	30
31	32	33	34	35	36	37	38	39	40
41	42	43	44	45	46	47	48	49	50
51	52	53	54	55	56	57	58	59	60
61	62	63	64	65	66	67	68	69	70
71	72	73	74	75	76	77	78	79	80
81	82	83	84	85	86	87	88	89	90
91	92	93	94	95	96	97	98	99	100








Hundred's Chart

1	2	3	4	5	6	7	8	9	10
11	12	13	14	15	16	17	18	19	20
21	22	23	24	25	26	27	28	29	30
31	32	33	34	35	36	37	38	39	40
41	42	43	44	45	46	47	48	49	50
51	52	53	54	55	56	57	58	59	60
61	62	63	64	65	66	67	68	69	70
71	72	73	74	75	76	77	78	79	80
81	82	83	84	85	86	87	88	89	90
91	92	93	94	95	96	97	98	99	100

BEGINNING QUANTITY DISCRIMINATION

List 1









Name: _____



BEGINNING QUANTITY DISCRIMINATION

List 2









Name: _____



BEGINNING QUANTITY

DISCRIMINATION









Name: _____



BEGINNING QUANTITY DISCRIMINATION

List 4









Name: _____



BEGINNING QUANTITY DISCRIMINATION

List 5








Name: _____



BEGINNING QUANTITY DISCRIMINATION

List 6









Name: _____



BEGINNING QUANTITY DISCRIMINATION

List 7









Name: _____



BEGINNING QUANTITY DISCRIMINATION

List 8









Name: _____



BEGINNING QUANTITY DISCRIMINATION

List 9









Name: _____



BEGINNING QUANTITY

DISCRIMINATION

Name: _____



NUMBER IDENTIFICATION PRACTICE

List 1

Name: _____

5	13	4
60	0	18
28	30	6
50	14	16
22	25	19
29	17	27

Practice: 0-30, random 10's

NUMBER IDENTIFICATION PRACTICE

List 2

Name: _____

2	14	9
40	10	15
28	30	7
50	18	17
23	26	20
27	13	11

Practice: 0-30, random 10's

NUMBER IDENTIFICATION PRACTICE

List 3

Name: _____

3	11	8
40	4	13
25	30	7
70	24	18
24	27	21
28	14	12

Practice: 0-30, random 10's

NUMBER IDENTIFICATION PRACTICE

List 4

Name: _____

4	12	9
20	5	14
26	40	9
80	27	19
25	28	22
29	15	13

Practice: 0-30, random 10's

NUMBER IDENTIFICATION PRACTICE

List 5

Name: _____

1	13	10
30	6	15
27	50	8
80	27	29
26	24	22
21	16	14

Practice: 0-30, random 10's

NUMBER IDENTIFICATION PRACTICE

List 6

Name: _____

32	13	10
30	36	37
39	90	8
80	27	29
31	40	33
21	16	14

Practice: 0-40, random 10's

NUMBER IDENTIFICATION PRACTICE

List 7

Name: _____

42	23	11
30	36	47
39	70	8
80	27	49
32	40	33
24	16	19

Practice: 0-50, random 10's

NUMBER IDENTIFICATION PRACTICE

List 8

Name: _____

32	23	14
56	36	47
38	70	8
80	28	59
52	46	33
34	17	29

Practice: 0-60, random 10's

NUMBER IDENTIFICATION PRACTICE

List 9

Name: _____

48	33	15
39	27	47
52	32	8
70	65	59
55	46	63
38	19	29

Practice: 0-70

NUMBER IDENTIFICATION PRACTICE

List 10

Name: _____

49	35	17
77	27	47
52	32	8
80	76	57
55	42	69
48	18	29

Practice: 0-80

NUMBER IDENTIFICATION PRACTICE

List II

Name: _____

22	45	90
72	27	44
57	31	9
86	76	59
52	38	66
48	19	30

Practice: 0-90

NUMBER IDENTIFICATION PRACTICE

List 12

Name: _____

25	43	94
72	23	87
59	31	9
92	74	57
51	28	68
48	18	31

Practice: 0-100

NEXT NUMBER FLUENCY

Name: _____

13	__	__	4	__	__	5	__	__
0	__	__	18	__	__	60	__	__
30	__	__	6	__	__	28	__	__
50	__	__	14	__	__	16	__	__
22	__	__	25	__	__	19	__	__
29	__	__	17	__	__	27	__	__

Practice: 0-30, random 10's

NEXT NUMBER FLUENCY

Name: _____

2	_ _	14	_ _	9	_ _
40	_ _	10	_ _	15	_ _
28	_ _	30	_ _	7	_ _
50	_ _	15	_ _	17	_ _
23	_ _	26	_ _	20	_ _
27	_ _	13	_ _	11	_ _

Practice: 0-30, random 10's

NEXT NUMBER FLUENCY

Name: _____

3	__	11	__	8	__
40	__	4	__	13	__
25	__	30	__	9	__
70	__	25	__	18	__
24	__	27	__	21	__
28	__	14	__	12	__

Practice: 0-30, random 10's

NEXT NUMBER FLUENCY

Name: _____

4	__	__	12	__	__	9	__	__
20	__	__	5	__	__	14	__	__
26	__	__	40	__	__	12	__	__
80	__	__	26	__	__	19	__	__
25	__	__	28	__	__	22	__	__
29	__	__	15	__	__	13	__	__

Practice: 0-30, random 10's

NEXT NUMBER FLUENCY

Name: _____

5	__	13	__	10	__
21	__	9	__	18	__
27	__	50	__	7	__
34	__	28	__	20	__
37	__	36	__	35	__
40	__	17	__	33	__

Practice: 0-40, random 10's

NEXT NUMBER FLUENCY

Name: _____

7	__	__	15	__	__	10	__	__
31	__	__	8	__	__	19	__	__
27	__	__	50	__	__	7	__	__
33	__	__	38	__	__	20	__	__
38	__	__	46	__	__	25	__	__
60	__	__	18	__	__	43	__	__

Practice: 0-50, random 10's

NEXT NUMBER FLUENCY

Name: _____

42	__	__	23	__	__	11	__	__
30	__	__	36	__	__	47	__	__
39	__	__	70	__	__	8	__	__
80	__	__	27	__	__	49	__	__
32	__	__	40	__	__	33	__	__
24	__	__	16	__	__	19	__	__

Practice: 0-50, random 10's

NEXT NUMBER FLUENCY

Name: _____

23	_ _	23	_ _	14	_ _
56	_ _	36	_ _	45	_ _
38	_ _	70	_ _	8	_ _
80	_ _	28	_ _	59	_ _
52	_ _	46	_ _	33	_ _
34	_ _	17	_ _	29	_ _

Practice: 0-50, random 10's

NEXT NUMBER FLUENCY

Name: _____

48	__	__	33	__	__	15	__	__
39	__	__	27	__	__	43	__	__
52	__	__	32	__	__	8	__	__
70	__	__	65	__	__	59	__	__
55	__	__	46	__	__	63	__	__
38	__	__	19	__	__	29	__	__

Practice: 0-50, random 10's

NEXT NUMBER FLUENCY

Name: _____

49	__	__	35	__	__	17	__	__
77	__	__	27	__	__	47	__	__
52	__	__	32	__	__	9	__	__
80	__	__	76	__	__	57	__	__
55	__	__	42	__	__	69	__	__
58	__	__	18	__	__	29	__	__

Practice: 0-50, random 10's

Number Recognition Bundle Record Sheet

Name: _____

Beginning Quantity
Discrimination

Date	List #	Score

Number Identification
Fluency

Date	List #	Score

Next Number Fluency

Date	List #	Score

Beginning of Year Data

BQD	Goal	NIF	Goal	NNF	Goal

Middle of Year Data

BQD	Goal	NIF	Goal	NNF	Goal

Copyright Info

Fonts

A Cupcake for the Teacher

<https://www.teacherspayteachers.com/Store/A-Cupcake-For-The-Teacher>



Ashley's Fonts

<https://www.firstgradebrain.com/>



Jessica Stanford

<https://www.teacherspayteachers.com/Store/Jessica-Ann-Stanford>



Teaching Third in Georgia

<https://www.teacherspayteachers.com/Store/Teachesthirdingorgia>



Lovin' Lit

<https://www.teacherspayteachers.com/Store/Lovin-Lit>



First Grade Scoop

<http://thefirstgradescoop.blogspot.com/>

